

# niftylift

# HR15 4x4



(A) 15.7m  
51ft 6in



(B) 13.7m  
45ft



(C) 9.4m  
31ft



225kg  
500lbs



1.8m x 0.85m  
5ft 11in x 2ft 9in



150°



180°



(D) 2.1m  
6ft 11in



(F) 2m  
6ft 7in



(H) 4.8m  
15ft 9in



(J) 6.35m  
20ft 10in



6km/h  
3.7mph



3.7m  
12ft 2in



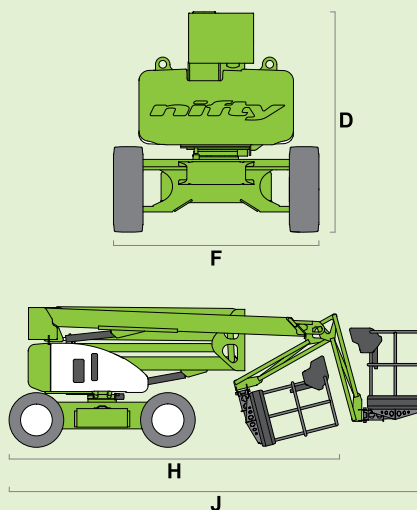
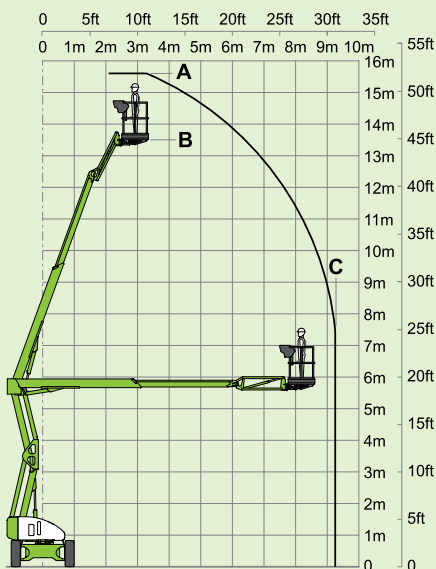
45%  
24°



4500kg\* / 4800kg  
9920lbs\* / 10580lbs




**HYBRID**



**SiOPS® toughcage**

**niftylift**

Chalkdell Drive, Shenley Wood,  
Milton Keynes, MK5 6GF  
England, United Kingdom  
+44 (0)1908 223456  
sales@niftylift.com  
www.niftylift.com



IS-102